



# CENTURY

USER GUIDE



## What is CENTURY?

CENTURY is an intelligent learning platform which uses learning science, artificial intelligence and neuroscience to create adaptive learning pathways for students.

### What subjects are covered?

English, maths and science up to GCSE as well as English and maths functional skills courses.






### What does it do?

Through initial diagnostic assessments, CENTURY identifies your knowledge gaps and misconceptions and pushes relevant micro-lessons (or 'nuggets' as we call them) into your learning pathway. The pathway is adaptive and will learn how you learn. You will also be able to use CENTURY to complete assignments set by your teacher.

### Where can I get support?

If you need help, ask your teacher who can speak to the team at CENTURY.

A dark blue navigation menu with five items, each with an icon, a pink arrow-shaped label, and a description. The items are: MY PATH (person icon), MY COURSES (book icon), MY ASSIGNMENTS (pencil icon), MY DASHBOARD (clock icon), and USER PROFILE/ LOG OUT (person icon).


	<b>MY PATH</b>	Your CENTURY homepage where you can access your Recommended Path and Assignments.
	<b>MY COURSES</b>	See all your courses and search or browse for specific nuggets or strands of learning.
	<b>MY ASSIGNMENTS</b>	Nugget and task assignments appear here, as well as feedback from your teacher.
	<b>MY DASHBOARD</b>	Monitor your progress across courses. See your strengths and areas for improvement. Track the results of your assignments.
	<b>USER PROFILE/ LOG OUT</b>	Add an email address, change your username or password, select an avatar or sign out.

# MY RECOMMENDED PATH



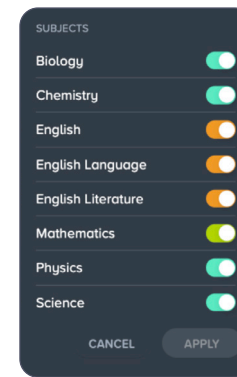
Find nuggets suggested by AI and set by teachers.

1



'Diagnostic' nuggets are mini assessments at the start of a topic which help CENTURY identify and then fill any gaps in knowledge or address misconceptions. If you immediately move onto another diagnostic, well done, that means you scored 100%.

2



Filter which courses you see in your path.

3

- Here are the nuggets that CENTURY thinks you should study next based on how you learn best and what you've already studied:
- Diagnostic Assessment**  
Answer these questions so we know your strengths and areas for improvement.
  - Set by teacher**  
Your teacher has chosen these nuggets as important for you to study.
  - Focus for Improvement**  
This is a topic CENTURY thinks you can improve on.
  - Memory Boost**  
It's time to revisit these nuggets to make sure you don't forget them.

Use the blue bar or arrows to scroll through your path.

Pavan's Recommended Path

Mathematics Diagnostic: Addition

Science 5 Forces and Magnets Diagnostic

Science Measuring Forces WS

Physics Work Done

Subject	Material	Due
Mathematics	Problem Solving with Pythagoras	Task Today
Mathematics	Maths practice	Nugget Tomorrow
English	*Haunted house descriptive writing	Task Feb 25

Question of the Day

True or False?  
Due to noticeable differences, two types of brains were recognised by scientists: 'male brain' and a 'female brain'.

CENTURY

I am feeling proud

Click here to see a key for the pathway symbols. Discover why a nugget is appearing in your path.

# NUGGETS

4



Nuggets are micro-lessons, created by our in-house team of qualified teachers. They contain learning material in the form of a slide show and video, and a series of questions. Press 'start' to begin.

The screenshot shows a digital learning interface. At the top, it says "Finding fractions of amounts" and "My Recommended Path". There is a "LEAVE FEEDBACK" button. On the right, there is a "Learning Material" section with a dropdown menu set to "CENTURY Remember Card Slideshow". Below this is a progress indicator for "Finding fractions of amounts: Remember card" with a series of dots. The main content area is a slide titled "Finding Fractions of Amounts". It has two sections: one for unit fractions and one for non-unit fractions. The unit fraction section says "If the numerator is 1 you have a unit fraction." and "Divide the amount by the denominator." with the equation  $15 \div 5 = 3$ . It shows a grid of 15 red plus signs with one column of 3 signs highlighted. The non-unit fraction section says "If the numerator is not 1 you have a non-unit fraction." and "Divide the amount by the denominator. Multiply by the numerator." with the equations  $15 \div 5 = 3$  and  $3 \times 2 = 6$ . It shows a grid of 15 red plus signs with two columns of 3 signs highlighted. At the bottom right of the slide is a blue arrow. Below the slide is a "Summary" section that says "This nugget has learning material and questions covering the topic of finding fractions of amounts." and a "I am feeling proud" button with a smiley face icon. The "CENTURY" logo is at the bottom center.

5

Toggle between revision cards and video here.

6

- Select the correct ending to this method.  
When finding a fraction of an amount and the numerator is 1 ...
- ... multiply the amount by the numerator.
  - ... divide the amount by the denominator.
  - ... multiply the amount by the denominator.
  - ... divide the amount by the numerator.

NEXT QUESTION >

A nugget isn't a test, so you can refer back to the learning material at any time while answering the questions.

# MY DASHBOARD



7 Track your progress in nuggets and assignments via your dashboard.

Toggle to see your progress in different courses.

See all your marks in assignments here.

**My Dashboard**

Overview Assignments

Amara, Pavan

Mathematics - Secondary - Higher

43 NUGGETS COMPLETED

53% AVERAGE SCORE

**Average Score in Each Nugget**

**My Skills**

- 67% 1: Use and apply standard techniques
- 72% 2: Reason, interpret and communicate mathematically
- 55% 3: Solve problems within mathematics and in other contexts

**My Strengths**

- Introduction to Reflection
- Recipe Ratio 2
- Percentage Increase
- Plans and Elevations with Cuboids
- Similifuina Fractions

**My Areas for Improvement**

- Perpendicular Bisector
- Finding 10%
- Constructing Angles (30, 45, 60, 90)
- Negative Numbers
- Findino 25%

**My Tracker**

NUGGET NAME	LAST ATTEMPT	LAST COMPLETION	LAST SCORE	BEST SCORE
Diagnostic: Number 1	25/10/2019	16%	8%	88%
Diagnostic: Algebra 1	06/01/2020	100%	75%	75%
Diagnostic: Geometry 1	25/10/2019	69%	45%	100%
Diagnostic: Number 2	25/10/2019	43%	21%	21%
Diagnostic: Probability 1				
Diagnostic: Statistics 1				
Diagnostic: Algebra 2				
Diagnostic: Geometry 2				

Century logo and "I am feeling proud" button.

See your most recent nugget attempts here.

# MY COURSES



8

Find all of your assigned courses here.

The dashboard displays a list of courses with the following data:

Course	Completion	Average Score
Biology - GCSE - Higher	7%	16%
Biology - KS3	7%	61%
Chemistry - GCSE - Higher	12%	38%
English - GCSE SPaG	7%	60%
English Language - FE GCSE (AQA)	8%	66%

9

Use the search bar to locate nuggets or browse within strands.

The course page for 'Mathematics - Secondary - Higher' features a search bar with 'fractions' entered. The 'Nuggets' section lists the following items:

- Working with Fractions: Expressing Fractions
- Working with Fractions: Ordering Fractions
- Working with Fractions: Equivalent Fractions
- Working with Fractions: Simplifying Fractions
- Working with Fractions: Shading Fractions

The 'Strands' section lists the following items:

- Simple Arithmetic: 14 Nuggets
- Understanding Number: 13 Nuggets
- Four Operations: 17 Nuggets
- Working with Fractions: 34 Nuggets
- Factors, Multiples and Primes: 20 Nuggets
- Working with Decimals: 14 Nuggets
- Introduction to Percentages (NC): 13 Nuggets
- Fractions, Decimals and Percentages: 16 Nuggets
- Recurring Decimals: 8 Nuggets

At the bottom right, there is a mood indicator: "I am feeling happy" with a smiley face icon.

## TOP TIPS FOR LEARNERS



**Make notes! Especially of new information, key words or example questions.**



**Watch the video before answering the questions. Pause the video to answer practice questions.**



**Mix it up! Work on nuggets in different subjects.**



**CENTURY'S AI will work better if you do things by yourself.**



**Revising little and often helps your brain make stronger connections.**

**Mechanics of Breathing**  
My Course: Biology Year 7/8 (pgs 11-14)

**Exhalation**  
Intercostal muscles relaxes  
The diaphragm relaxes.  
Chest volume decreases.  
Chest pressure increases.

**What is the ratio of cows to sheep?**

3:5

**Incorrect**  
This is the ratio the wrong way round.  
The order matters! You have written the ratio of sheep to cows. Not cows to sheep.



**Stuck? Go back to the Learning Material.**

3:5

**Incorrect**

This is the ratio the wrong way round.  
The order matters! You have written the ratio of sheep to cows. Not cows to sheep.

**Read the feedback if you get a question wrong.**

**SCORE**  
20%

**COMPLETION**  
92%

**Try Again**

**Try again if you aren't happy with your score.**